

# Pre-Writing

---

Writing Process | Expository Writing

BS Psy & DPT

Hafsa Rasheed


9:00 AM

Learning is Fun-tastic!

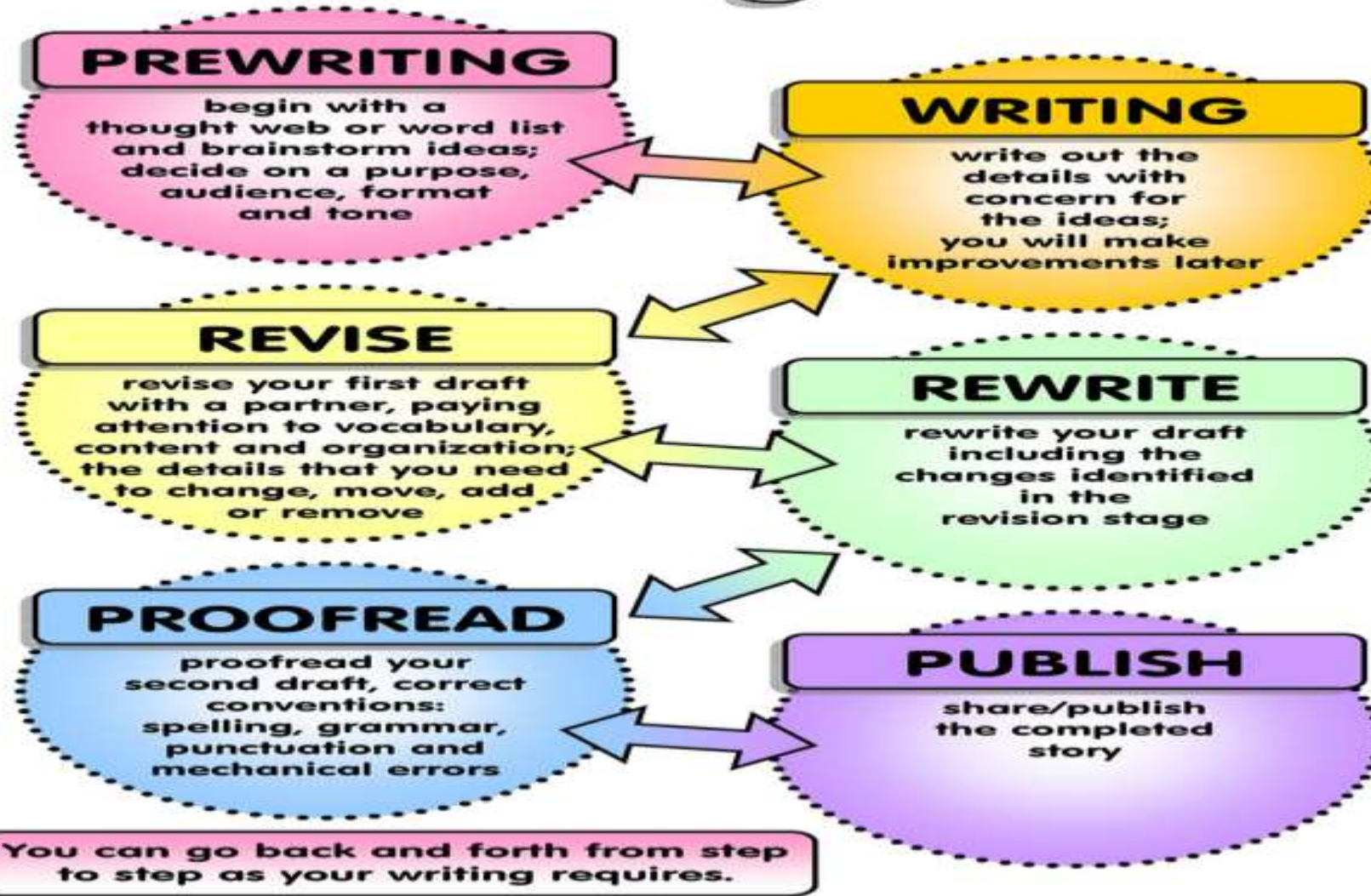


*I have no idea what  
to write about!*





# The Writing Process



# What is Pre-Writing?

---

**Pre-writing is the first stage of the writing process, where writers:**

- Generate ideas
- Explore topics
- Plan structure
- Clarify purpose and audience

☞ It is the thinking stage before actual writing begins

🎯 **Key Purpose:**

To transform: ✘ vague thoughts → ✔ clear, organized ideas

# Theoretical Background of Pre-Writing

---

## 1. **Donald M. Murray (1960s–1970s)**

Book: “*A Writer Teaches Writing*” (1968)

### **Contribution:**

Introduced writing as a process

Emphasized pre-writing as discovery

☞ His famous idea: “Writing is not a product, but a process.”

# Continued. . .

---

## 2. Janet Emig (1971)

Work: “The Composing Processes of Twelfth Graders”

### **Contribution:**

- Studied how students actually write
- Highlighted recursive nature of writing

↳ Pre-writing is not linear—it can repeat and evolve

# To Describe

---

## 3. **Linda Flower & John R. Hayes (1981)**

Model: Cognitive Process Theory of Writing

**Contribution:** Defined writing as:

- Planning
- Translating
- Reviewing

↳ Pre-writing = Planning Stage

---

#### 4. Peter Elbow (1973)

Book: "Writing Without Teachers"

##### **Contribution:**

- Introduced Freewriting

☞ Focus: - Remove fear  
- Encourage idea flow

#### 5. Tony Buzan (1970s)

**Concept:** Mind Mapping

##### **Contribution:**

Visual thinking technique

# Importance of Pre-Writing

---

## Pre-writing helps to:

- ✓ Generate ideas
- ✓ Organize thoughts
- ✓ Avoid writer's block
- ✓ Improve clarity
- ✓ Strengthen thesis

☞ Without pre-writing  
= weak structure + poor development

## HOW DOES PREWRITING HELP STUDENTS?

- Helps them feel less overwhelmed by the writing task.
- Reduces their anxiety.
- Gives them a focus.
- Provides a starting point for drafting.
- Builds confidence.

# Pre-Writing Techniques

How do you organize your ideas when you are preparing to write?

- @ Brainstorming
- @ Discussing
- @ Free Writing
- @ Looping

- @ Listing
- @ Outlining
- @ Charting
- @ Mapping

# Brainstorming

---

Throw out as many ideas as possible—no judging.

**Vibe:**

“Just dump ideas ☐ ✨”

**Example (Topic: Social Media):**

- Addiction
- Communication
- Fake news
- Business promotion

☞ Don't filter. Even weird ideas can help later.

**✓ Types:**

- Individual brainstorming
- Group brainstorming

# Freewriting (Peter Elbow)

---

**Write non-stop without caring about grammar or structure.**

**Vibe:**

“Write first, fix later ✍️”

**Example:**

“Social media is everywhere people use it daily it affects life maybe good maybe bad...”

↳ Looks messy—but ideas come out 🔥

**Rules:**

- Write non-stop (5–10 minutes)
- No editing
- No thinking too much

🎯 **Purpose:**

- Unlock ideas
- Reduce fear



# Listing

## Make a simple list of ideas

### Vibe:

“Bullet points = clarity”

### Example:

- Topic: Pollution
- Causes → factories, cars
- Effects → disease, climate change
- Solutions → recycling, laws

**Benefit:** Organizes raw ideas quickly

- ▣ Similar to outlining, write your topic down at the top of your paper.
- ▣ List various items that pertain to your topic.
- ▣ From these ideas, organize them into categories. These are your supporting points.



# Mind Mapping (Tony Buzan)

**Visual diagram connecting ideas:** Draw ideas like a tree/diagram.

**Vibe:**

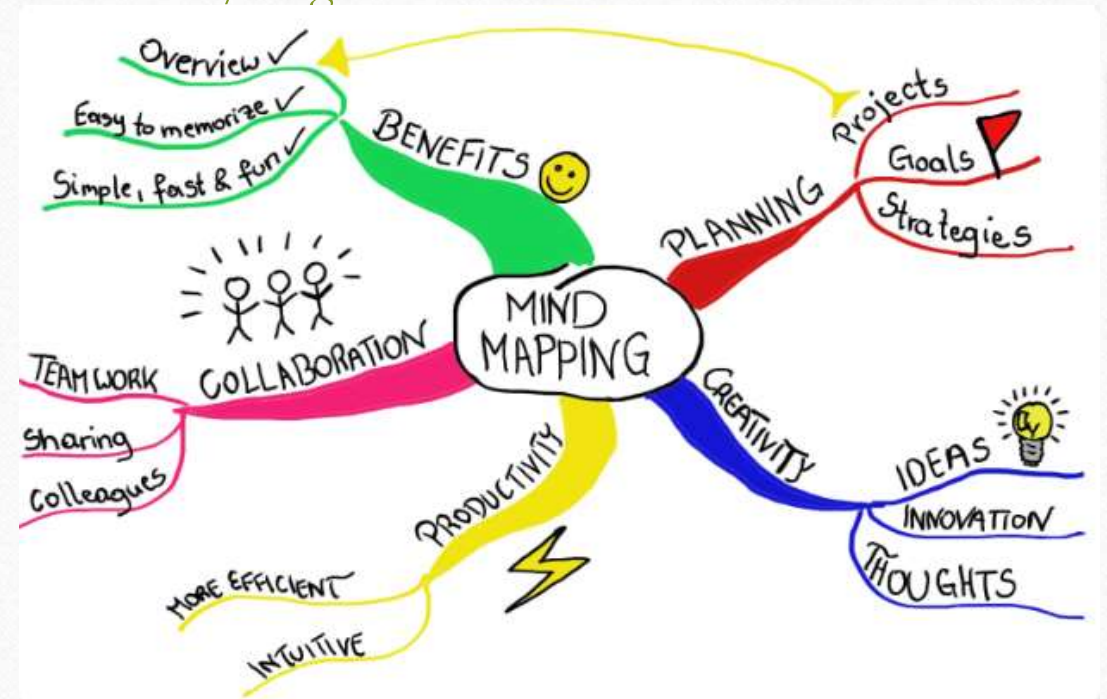
“Visual thinking 🌳”

**Example:**

Central: **Education**

- Benefits
- Problems
- Solutions

✓ **Structure:** - Central idea - Branches - Sub-ideas  
👉 Helps you *see connections* and enhances *memory*



# Questioning (Journalistic Method)

Ask questions to explore topic.

Vibe:

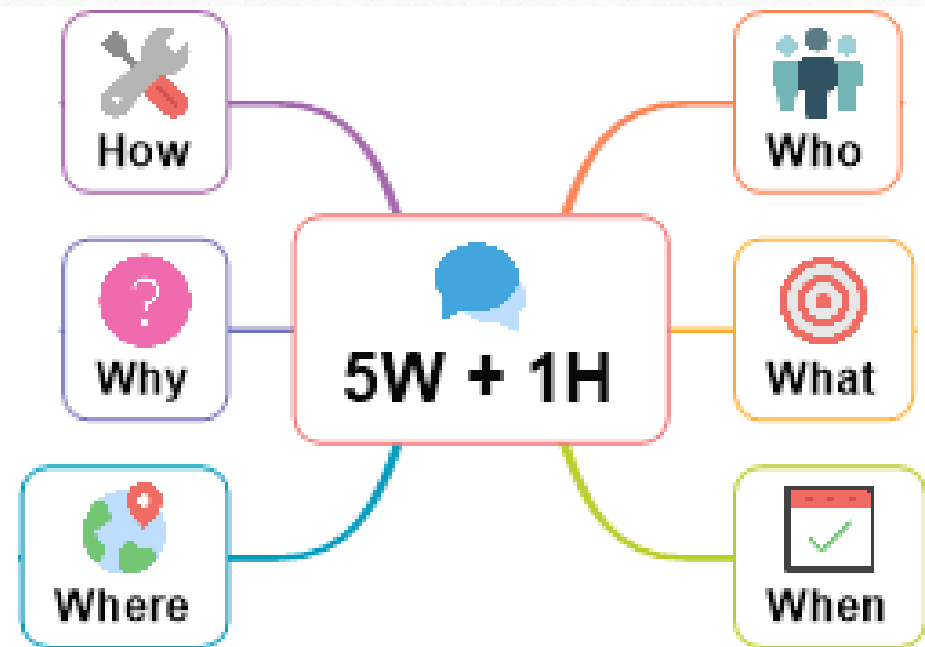
“Be curious like a journalist ☐”

Example (Topic: Unemployment):

- Why is unemployment increasing?
- Who is affected most?
- How can it be reduced?

☞ Turns basic topic → deep ideas

Based on:



# Clustering / Webbing

Ideas grouped visually: Group ideas in bubbles (similar but less neat than mind mapping)

**Vibe:**

“Messy but creative 🌀”

**Example:**

Center: **Health**

→ Diet → Junk food

→ Exercise → Gym

👉 Great when ideas feel random



# Outlining

Arrange ideas into proper structure.

**Vibe:**

“Make a roadmap ☐”

**Types:**

- Formal outline- Informal outline

**Example:**

- I. Introduction
- II. Causes of Pollution
- III. Effects
- IV. Solutions
- V. Conclusion

☞ This is your essay skeleton : it creates clear direction

**TITLE**

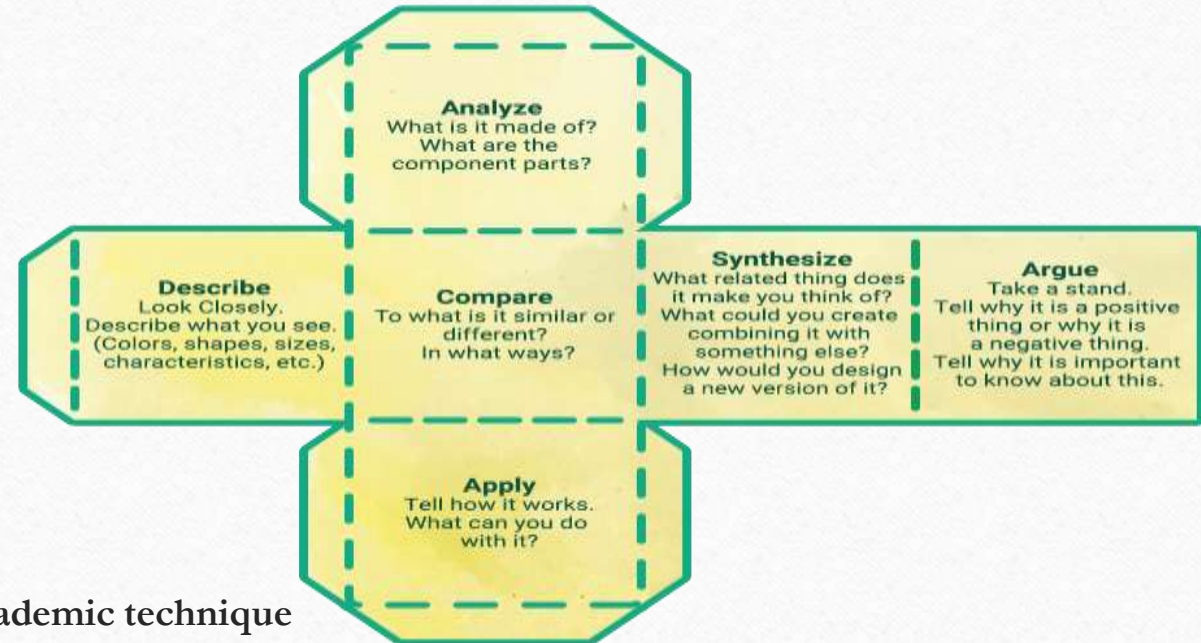
- This is a main topic
  - This is a sub-topic
    - This is a thought or supporting fact
- This is a main topic
  - This is a sub-topic
    - This is a thought or supporting fact

# Cubing

Look at topic from 6 angles.

**Example (Topic: Technology):**

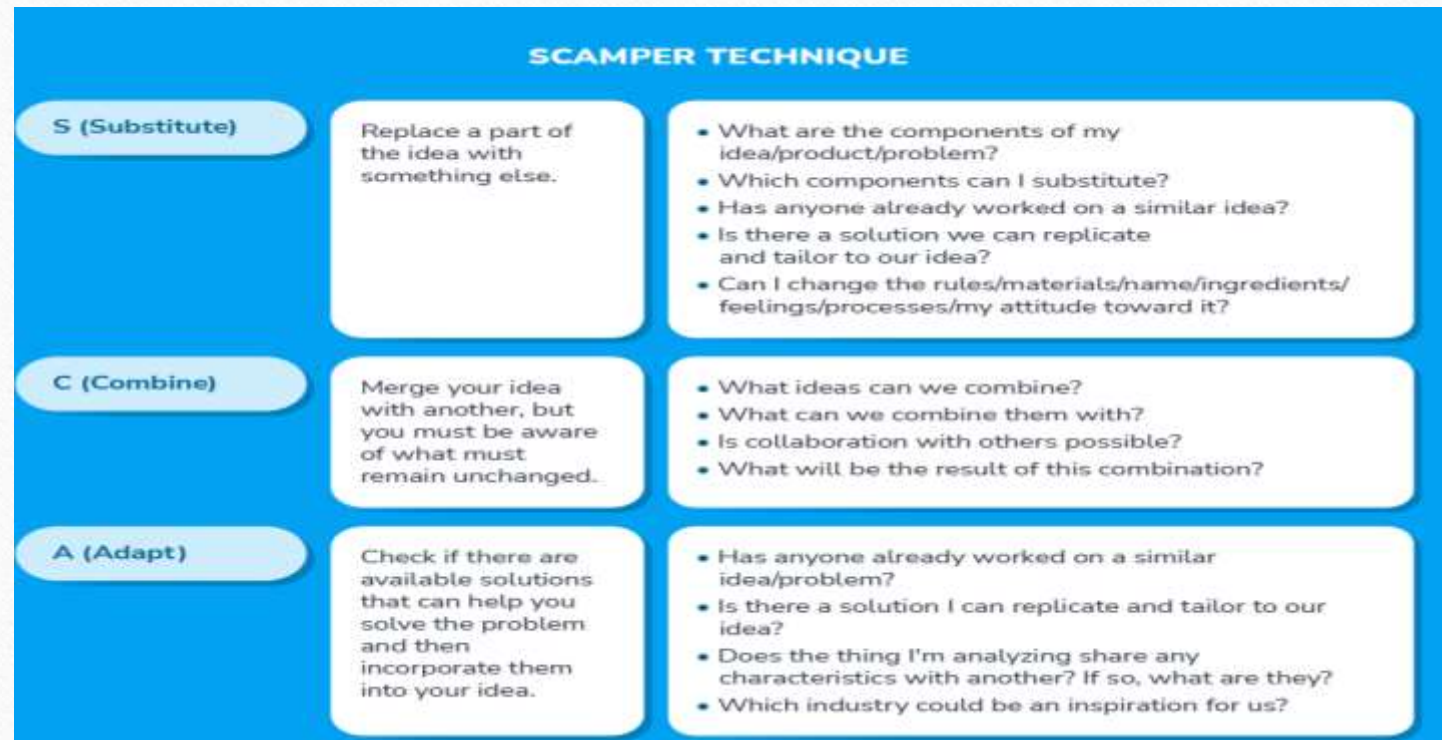
1. Describe → What is it
2. Compare → Old vs new tech
3. Associate → Daily life
4. Analyze → Pros/cons
5. Apply → Uses
6. Argue → Good or bad?



☞ Makes your writing **next level** as it is **advanced academic technique**

# SCAMPER

- refines idea generation with **seven targeted steps**
- designed to **evolve and enhance concepts.**



### M (Modify)

Change the color and/or appearance, the size and/or shape, etc.

- What will happen if I enlarge or make something smaller?
- Can I speed up or slow down the process?
- And what if I change the frequency?
- What part should be appropriately emphasized?

### P (Put to Another Use)

Change the target group, usage method, and capabilities.

- What will happen if a different target group starts using the product?
- Who else could benefit from my service whom I hadn't previously considered?
- What if I completely change the target market?

### E (Eliminate)

Less is more.

Determine if all the components are necessary and identify those you can eliminate to create new ideas or solutions.

- How can we simplify the idea?
- Which idea components can I eliminate?
- What do I have in excess?
- What will happen if I eliminate a particular component?

### R (Reverse)

Turn the situation upside down; change the order, arrangement, and/or layout

- How would a different order do?
- Can the order be changed?
- What will happen if I apply a mirror reflection?
- What if I begin from the very end?
- How can I rearrange the product or process components?
- What habits and patterns can I change?

# Looping

---

**Write → pick best idea → rewrite**

**Vibe:**

“Refine again and again ↻”

**Example:**

First write: “Social media affects people”

Then focus: “It affects mental health”

Then refine: “It increases anxiety in teens”

☞ Helps find your **main point**

# Research-Based Prewriting

---

**Collect info before writing.**

**Includes:** - Reading sources - Taking notes - Gathering data

**Vibe:**

“Don’t guess—know 📖📝”

**Example:**

Topic: Climate Change

→ Find stats

→ Read articles

→ Note key facts

☞ Important for **academic** and **expository writing**

# Graphic Organizers

---

Use diagrams to organize ideas.

## Types + Examples:

- ✓ Venn Diagram → Compare online vs offline learning
  - ✓ Flowchart → Steps of essay writing
  - ✓ Concept Map → Topic connections
- ☞ Best for visual learners ☹☹



# Journaling

Write your thoughts freely.

**Vibe:**

“Talk to your notebook 📖”

**Example:**

“I think education is important because it changes lives.”

☞ Good for personal + reflective topics



# Role-Playing

---

Write from different perspectives.

**Vibe:**

“Think like someone else 🧐”

**Example (Topic: Pollution):**

As a doctor → health issues

As a citizen → daily problems

As a government → policies

☞ Boosts critical thinking

# SWOT Analysis

---

**Analyze topic in 4 parts.**

**Example (Topic: Online Learning):**

- Strength → flexible
- Weakness → distraction
- Opportunity → global access
- Threat → less interaction

☞ Perfect for analytical answers

# How to Do a SWOT Analysis

Internal

## Strengths

- What do we do well?
- What have our customers or partners told us they like about us?
- In what areas do we outpace our competitors?
- What's unique about our business, products, or services?
- What assets do we own (Intellectual property, proprietary technology, capital)?

## Weaknesses

- What can we improve?
- What are our customers or partners dissatisfied with?
- Where do we fall behind our competitors?
- Where are we lacking in knowledge or resources?

External

## Opportunities

- What emerging trends can we take advantage of?
- Which of our strengths might be valuable to potential partners?
- What adjacent markets might we tap into?
- Are there geographic locations with less competition?

## Threats

- What is our competition doing?
- How could our weaknesses leave us vulnerable?
- What market trends are we unprepared for?
- What economic or political issues could impact our business?

Positive

Negative

# Keyword Mapping

---

**Pick key words and expand them.**

**Example:**

Topic: Education

Keywords → skills, jobs, society

↳ Each keyword = paragraph idea



**Any  
Question?**